


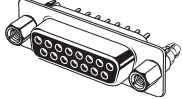



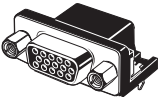


The D-sub Connector Series Enters a New Era with Lead-free Products.

- Determine anchor screw diameters at a glance.
- Greatly simplified anchor combinations.
- Shielded against EMI.
- EMI/RFI shielded hoods available.



■ Connectors

| Classification | D-sub Connectors | | | |
|----------------|---|---|---|--|
| Model | XM3B-L | XM2C-L | XM2E-L | XM2F-L |
| Type | Sockets with Right-angle DIP Terminals | Plugs with Right-angle DIP Terminals | Plugs with Straight DIP Terminals | Sockets with Straight DIP Terminals |
| Appearance |  |  |  |  |

| Classification | High-density D-sub Connectors | | | Anchors |
|----------------|---|---|---|--|
| Model | XM4K | XM4L | XM4L | XM4Z |
| Type | Plugs with Right-angle DIP Terminals | Sockets with Right-angle DIP Terminals | Sockets with Straight DIP Terminals | Anchor 2 or 3 |
| Appearance |  |  |  |  |

■ Ratings and Characteristics

| | |
|-----------------------|--|
| Rated current | 3 A (at 20°C) |
| Rated voltage | 300 VAC |
| Contact resistance | 20 mΩ max. (at 20 mV, 100 mA max.) |
| Insulation resistance | 1,000 MΩ min. (at 500 VDC for 1 min) |
| Withstand voltage | 1,000 VAC for 1 min (leakage current: 1 mA max.) |
| Insertion durability | 100 times |
| Operating temperature | - 25 to 105°C (with no icing at low temperature) |

■ Materials

| | |
|----------------------------|--|
| Housing | Fiber-glass reinforced PBT resin (UL94V-0)/black |
| Socket contact | Phosphor bronze |
| Plug contact | Brass |
| Shell | Steel |
| Anchors | Brass |
| Lock Pin Grounding Fixture | Brass |


D-Sub Connectors - XM3-L/XM2-L/XM4K/XM4L

■ Finish

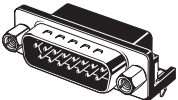
| | | |
|-------------------|-------------|--------------------------------|
| Contact | Mating end | Nickel base, flash gold plated |
| | Terminal | Nickel base, flash gold plated |
| Shell | | Nickel plated |
| Anchors | | Nickel plated |
| Grounding Fixture | Straight | Nickel plated |
| | Right angle | Tin plated |

■ Ordering Information

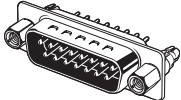
D-sub Sockets with Right-angle DIP Terminals

| | | | |
|-----------------|---|----------------------------------|--------------------------------|
| Appearance |  | | |
| Accessories | No anchors | Anchor 2 (XM4Z-0011) M2.6 x 0.45 | Anchor 2 (XM4Z-0013) #4-40 UNC |
| No. of contacts | | | |
| 9 | XM3B-0942-502L | XM3B-0942-112L | XM3B-0942-132L |
| 15 | XM3B-1542-502L | XM3B-1542-112L | XM3B-1542-132L |
| 25 | XM3B-2542-502L | XM3B-2542-112L | XM3B-2542-132L |

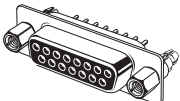
D-sub Plugs with Right-angle DIP Terminals

| | | | |
|-----------------|---|----------------------------------|--------------------------------|
| Appearance |  | | |
| Accessories | No anchors | Anchor 2 (XM4Z-0011) M2.6 x 0.45 | Anchor 2 (XM4Z-0013) #4-40 UNC |
| No. of contacts | | | |
| 9 | XM2C-0942-502L | XM2C-0942-112L | XM2C-0942-132L |
| 15 | XM2C-1542-502L | XM2C-1542-112L | XM2C-1542-132L |
| 25 | XM2C-2542-502L | XM2C-2542-112L | XM2C-2542-132L |

D-sub Plugs with Straight DIP Terminals

| | | | | |
|-----------------|--|----------------|----------------------------------|--------------------------------|
| Appearance |  | | | |
| Accessories | Without ground pins | No anchors | Anchor 2 (XM4Z-1011) M2.6 x 0.45 | Anchor 2 (XM4Z-1013) #4-40 UNC |
| No. of contacts | | | | |
| 9 | XM2E-0940-L | XM2E-0940-502L | XM2E-0940-112L | XM2E-0940-132L |
| 15 | XM2E-1540-L | XM2E-1540-502L | XM2E-1540-112L | XM2E-1540-132L |
| 25 | XM2E-2540-L | XM2E-2540-502L | XM2E-2540-112L | XM2E-2540-132L |


D-sub Plugs with Straight DIP Terminals

| | | | | |
|-----------------|---|----------------|----------------------------------|--------------------------------|
| Appearance |  | | | |
| Accessories | Without ground pins | No anchors | Anchor 2 (XM4Z-1011) M2.6 x 0.45 | Anchor 2 (XM4Z-1013) #4-40 UNC |
| No. of contacts | | | | |
| 9 | XM2E-0940-L | XM2E-0940-502L | XM2E-0940-112L | XM2E-0940-132L |
| 15 | XM2E-1540-L | XM2E-1540-502L | XM2E-1540-112L | XM2E-1540-132L |
| 25 | XM2E-2540-L | XM2E-2540-502L | XM2E-2540-112L | XM2E-2540-132L |


Note: For other models with Anchors, contact your OMRON representative.

D-Sub Connectors - XM3-L/XM2-L/XM4K/XM4L


High-density D-sub Plugs with Right-angle DIP Terminals

| | | | |
|-----------------|---|----------------------------------|--------------------------------|
| Appearance |  | | |
| Accessories | No anchors | Anchor 2 (XM4Z-0011) M2.6 x 0.45 | Anchor 2 (XM4Z-0013) #4-40 UNC |
| No. of contacts | | | |
| 15 | XM4K-1542-502 | XM4K-1542-112 | XM4K-1542-132 |

High-density D-sub Sockets with Right-angle DIP Terminals







| | | | |
|-----------------|---|----------------------------------|--------------------------------|
| Appearance |  | | |
| Accessories | No anchors | Anchor 2 (XM4Z-0011) M2.6 x 0.45 | Anchor 2 (XM4Z-0013) #4-40 UNC |
| No. of contacts | | | |
| 15 | XM4L-1542-502 | XM4L-1542-112 | XM4L-1542-132 |

High-density D-sub Sockets with Right-angle DIP Terminals







| | | | |
|-----------------|---|----------------------------------|--------------------------------|
| Appearance |  | | |
| Accessories | No anchors | Anchor 2 (XM4Z-0011) M2.6 x 0.45 | Anchor 2 (XM4Z-0013) #4-40 UNC |
| No. of contacts | | | |
| 15 | XM4L-1541-501 | XM4L-1541-112 | XM4L-1541-132 |

Note: For other models with Anchors, contact your OMRON representative.

Anchor 2 (Screw Head Length: 5.8 mm)

| Type | For right-angle DIP terminals | | | For straight DIP terminals | | |
|------------|---|---|---|---|---|--|
| Appearance |  |  |  |  |  |  |
| Lock screw | M2.6 x 0.45 | M3 x 0.5 | #4-40 UNC | M2.6 x 0.45 | M3 x 0.5 | #4-40 UNC |
| Model | XM4Z-0021 | XM4Z-0022 | XM4Z-0023 | XM4Z-1021 | XM4Z-1022 | XM4Z-1023 |

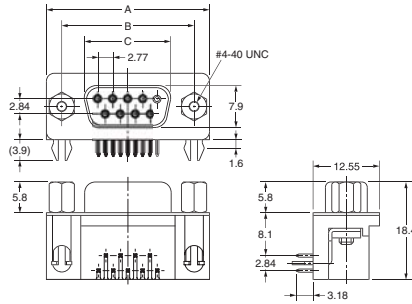
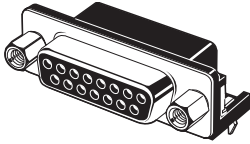
Anchor 3 (Screw Head Length: 4.8 mm)

| Type | For right-angle DIP terminals | | | For straight DIP terminals | | |
|------------|---|---|---|---|---|--|
| Appearance |  |  |  |  |  |  |
| Lock screw | M2.6 x 0.45 | M3 x 0.5 | #4-40 UNC | M2.6 x 0.45 | M3 x 0.5 | #4-40 UNC |
| Model | XM4Z-0021 | XM4Z-0022 | XM4Z-0023 | XM4Z-1021 | XM4Z-1022 | XM4Z-1023 |

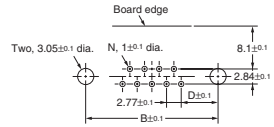
■ Dimensions

D-sub Sockets with Right-angle DIP Terminals

XM3B-0942-132L
 XM3B-1542-132L
 XM3B-2542-132L



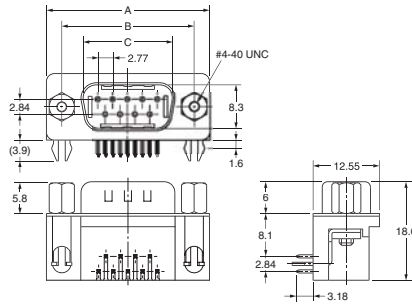
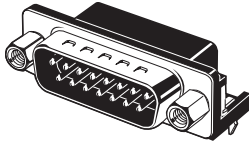
Mounting holes ($t = 1.6$ mm, bottom view)



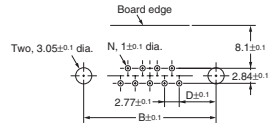
| No. of contacts (N) | A | B | C | D |
|---------------------|------|-------|-------|------|
| 9 | 30.8 | 24.99 | 16.33 | 6.96 |
| 15 | 39.1 | 33.32 | 24.66 | 6.96 |
| 25 | 53.0 | 47.04 | 38.38 | 6.91 |

D-sub Plugs with Right-angle DIP Terminals

XM2C-0942-132L
 XM2C-1542-132L
 XM2C-2542-132L



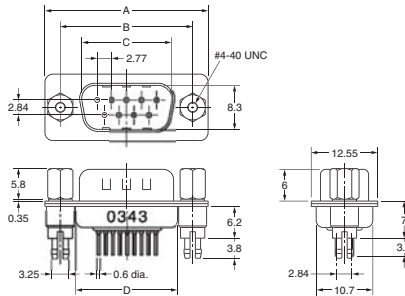
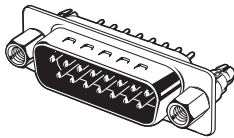
Mounting holes ($t = 1.6$ mm, bottom view)



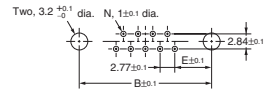
| No. of contacts (N) | A | B | C | D |
|---------------------|------|-------|-------|------|
| 9 | 30.8 | 24.99 | 16.92 | 6.96 |
| 15 | 39.1 | 33.32 | 25.25 | 6.96 |
| 25 | 53.0 | 47.04 | 38.96 | 6.91 |

D-sub Plugs with Straight DIP Terminals

XM2E-0940-132L
 XM2E-1540-132L
 XM2E-2540-132L



Mounting holes ($t = 1.6$ mm, bottom view)

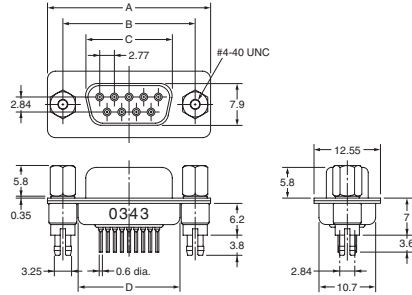
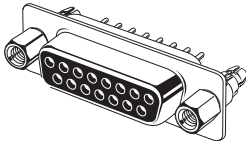


| No. of contacts (N) | A | B | C | D | E |
|---------------------|------|-------|-------|-------|------|
| 9 | 30.8 | 24.99 | 16.92 | 19.23 | 6.96 |
| 15 | 39.1 | 33.32 | 25.25 | 27.56 | 6.96 |
| 25 | 53.0 | 47.04 | 38.96 | 41.28 | 6.91 |

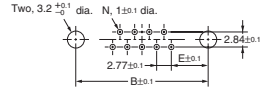
D-Sub Connectors - XM3-L/XM2-L/XM4K/XM4L

D-sub Sockets with Straight DIP Terminals

XM2F-0940-132L
 XM2F-1540-132L
 XM2F-2540-132L



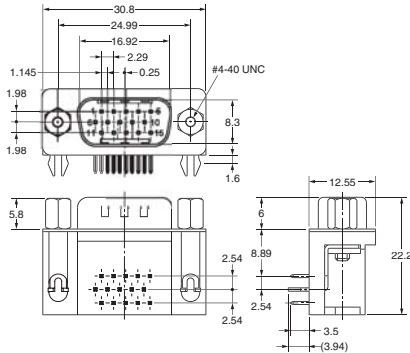
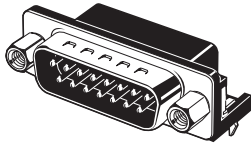
Mounting holes ($t = 1.6$ mm, bottom view)



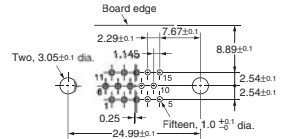
| No. of contacts (N) | A | B | C | D | E |
|---------------------|------|-------|-------|-------|------|
| 9 | 30.8 | 24.99 | 16.33 | 19.23 | 6.96 |
| 15 | 39.1 | 33.32 | 24.66 | 27.56 | 6.96 |
| 25 | 53.0 | 47.04 | 38.38 | 41.28 | 6.91 |

High-density D-sub Plugs with Right-angle DIP Terminals

XM4K-1542-132

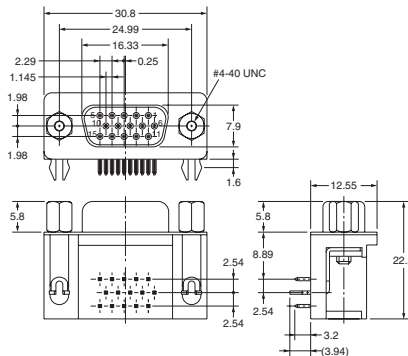
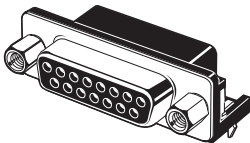


Mounting holes ($t = 1.6$ mm, bottom view)

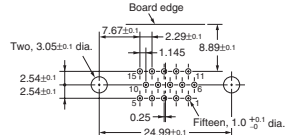


High-density D-sub Sockets with Right-angle DIP Terminals

XM4L-1542-132



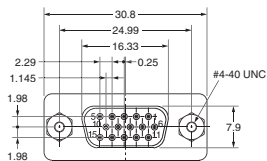
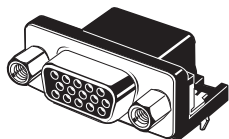
Mounting holes ($t = 1.6$ mm, bottom view)



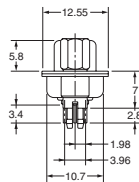
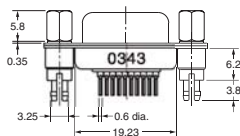
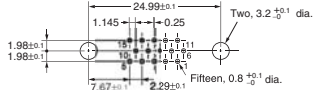
D-Sub Connectors - XM3-L/XM2-L/XM4K/XM4L

High-density D-sub Sockets with Straight DIP Terminals

XM4L-1541-132

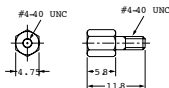


Mounting holes (t = 1.6 mm, bottom view)

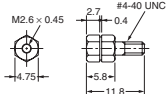


Anchor 2

XM4Z-0011

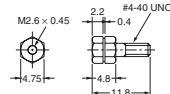


XM4Z-0011

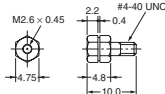


Anchor 3

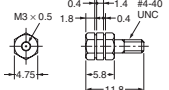
XM4Z-0021



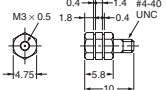
XM4Z-0021



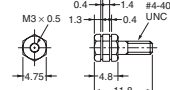
XM4Z-0012



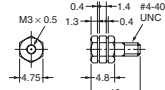
XM4Z-0012



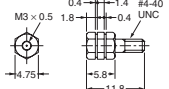
XM4Z-0022



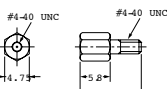
XM4Z-0022



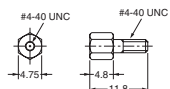
XM4Z-0013



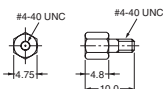
XM4Z-0013



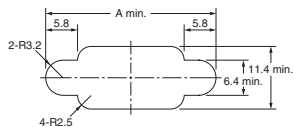
XM4Z-0023



XM4Z-0023



Dimensions: Not Panel Mounted (Using Anchor 2)



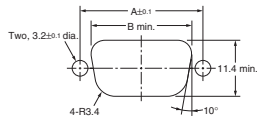
Note: 1. Two Anchors are required per Connector.

2. Applicable panel thickness is less than 1.2 mm.

| No. of contacts (N) | A |
|---------------------|------|
| 9 (See note.) | 31.0 |
| 15 | 39.4 |
| 25 | 53.3 |

Note: 1. The XM4K and XM4L use 9-contact dimensions.

Dimensions: Panel Mounted (Using Anchor 3 or M3 Screws)



Note: 1. Two Anchors are required per Connector.

2. Applicable panel thickness is less than 1.2 mm.

| No. of contacts (N) | A | B |
|---------------------|-------|------|
| 9 (See note.) | 24.99 | 20.5 |
| 15 | 33.32 | 28.8 |
| 25 | 47.04 | 42.5 |

Note: 1. The XM4K and XM4L use 9-contact dimensions.

XM2S Hood Covers

■ Dimensions

9-contact Hoods

XM2S-0911

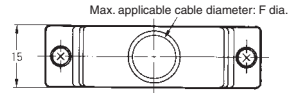
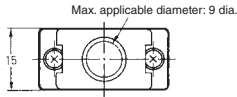
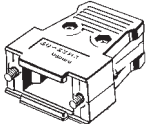
(M2.6 x 0.45 metric screws)

XM2S-0912

(M3 x 0.5 metric screws)

XM2S-0913

(#4-40 UNC inch screws)



15-, 25- and 37-contact Hoods

XM2S-@11

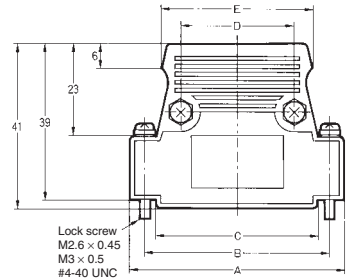
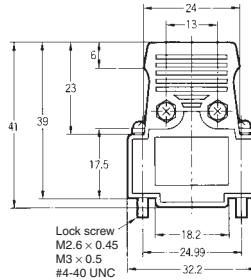
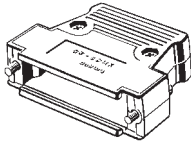
(M2.6 x 0.45 metric screws)

XM2S-@12

(M3 x 0.5 metric screws)

XM2S-@13

(#4-40 UNC inch screws)



■ Dimensions

| No. of contacts | A | B | C | D | E | F |
|-----------------|------|-------|------|----|----|----|
| 15 | 40.5 | 33.32 | 26.5 | 19 | 30 | 10 |
| 25 | 54.0 | 47.04 | 40 | 29 | 38 | 11 |
| 37 | 70.5 | 63.50 | 57 | 42 | 50 | 13 |

■ Ordering Information

| Applicable Anchors | Lock screw | M2.6 x 0.45 metric screws | M3 x 0.5 metric screws | #4-40 UNC inch screws |
|--------------------|------------|---------------------------|------------------------|-----------------------|
| | Anchor 1 | | XM2Z-0001 | XM2Z-0002 |
| Anchor 2 | | XM2Z-0011 | XM2Z-0012 | XM2Z-0013 |
| | Anchor 3 | | XM2Z-0021 | XM2Z-0023 |
| No. of contacts | | | | |
| 9 | | XM2S-0911 | XM2S-0912 | XM2S-0913 |
| 15 | | XM2S-1511 | XM2S-1512 | XM2S-1513 |
| 25 | | XM2S-2511 | XM2S-2512 | XM2S-2513 |
| 37 | | XM2S-3711 | XM2S-3712 | XM2S-3713 |

Note: Select D-sub Connectors with Anchors or Grounding Fixtures that fit the lock screw of the Hood.

■ Accessories (Sold Separately)

Anchor 5 (For Jackscrews and XM2S Hood)

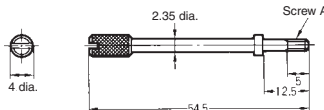
XM2Z-0071 (M2.6 x 0.45 metric screws)

XM2Z-0072 (M3 x 0.5 metric screws)

XM2Z-0073 (#4-40 UNC inch screws)



Materials and Finish
Brass/nickel plated



■ Dimensions

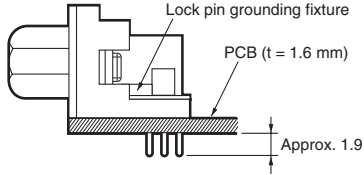
| Model | A |
|-----------|-------------|
| XM2Z-0071 | M2.6 x 0.45 |
| XM2Z-0072 | M3 x 0.5 |
| XM2Z-0073 | #4-40 UNC |

■ Precautions

Correct Use

• Grounding (Lock Pin Grounding Fixture)

- To ground, provide copper foil around the Connector Attachment hole on the board, assemble the connector and grounding fixture, and dip in solder as shown below.
- Insert the connector into the PCB and then simultaneously dip-solder the connector terminals and lock pin to the board.



• Soldering

Automated Soldering Conditions (Jet Flow)

1. Soldering temperature: $250 \pm 5^\circ\text{C}$
2. Continuous soldering time: Within 5's

• Tightening Torque of Anchor and Grounding Fixture

If the anchor is secured to the connector, be sure to tighten it to a torque of 0.49 N·m.